

# Woody's Turtle Times

Glen Lake School  
*A Great Place to Start!*  
November 3, 2023  
603-497-3550



## Principal's Message

### Kathy Stoye, Principal

Many thanks to GLSP (Glen Lake School Partnership) for their support of Fall Harvest Day! Students enjoyed a variety of fun activities, including pumpkin painting, taste testing, games, crafts, stories, and more!



## Annual Canned Food Drive

Glen Lake School can be described as a small school with a very big heart. Since the school opened its doors in 2006, the families and staff of the school have held an annual food drive each November to benefit the Goffstown Network Food Pantry. Our school has been recognized as a National School of Distinction by the Schools Fight Hunger program for our enthusiasm and dedication to eradicating hunger in our local community. In past years our small school has collected as many as 1,200+ non-perishable food items over a two-week period. This contribution helped to feed the 250 local families who are assisted by the Network Food Pantry. This year's drive will run from **November 6th to the 20th.**



We suggest getting your child involved doing some simple chores to earn a small amount of money and then going to the grocery store with you to pick out their contributions with what they've earned. Please send non-perishable, unbreakable (no glass) items. Our real-life experience will become part of our math instruction as students will be counting, tallying, and graphing our contributions. Let's make it a great year for the Goffstown Network Food Pantry and all the families who depend on their help. Thank you for your support!

## Schoology

A reminder to sign up for Schoology now if you haven't already. This is the only way to access our Parent/Guardian Teacher Conference sign-ups and you need to activate it at least a week before sign-ups begin. More information is at the end of this newsletter. Our Conference Day is Friday, December 8<sup>th</sup>. There is no school for students that day. Sign-ups will start in about 2 weeks. You will get an email to let you know when they open.

All the best,  
Kathy Stoye, Principal

## Upcoming Events:

### November

Friday 11/10: Veterans Day observed, No School

Monday 11/13: Picture Retakes

Wednesday 11/22 Early Release Day, No PM Session

Thursday 11/23 and Friday 11/24 Thanksgiving Recess, No School



This Photo by Unknown

### December

Friday 12/1: End of First Trimester

Thursday 12/7: Reports cards and IEP Progress Reports are sent out

Friday 12/8: Teacher Workshop Day, Conferences - No School for students

Friday 12/22: Early Release, No PM Session

Monday 12/25 - Monday 1/1: Holiday Recess, No School

### January

Monday 1/1: New Year's Day, No School

Tuesday 1/2: We're back! Happy New Year!

Monday 1/15: Martin Luther King, Jr. Day, No School



## **Nurse's Corner**

**By Olivia Winkfield RN, BSN, CPN**

**Glen Lake School Nurse**

In our health lesson for October, we discussed our five senses. We explored our sense of smell using "mystery containers," and the kids guessed what was in the container. They explored all five senses by eating assorted flavors of popcorn. Is it crunchy? Is it sweet or buttery? What does popcorn sound like? The kids had a lot of fun!

Many thanks to the Lions Club for their help conducting vision screenings. These screenings have been so helpful to so many students and families throughout the years. We thank the Lions Club for their ongoing commitment which makes this possible. We have now begun conducting hearing screenings.

Be well!

Mrs. Winkfield

Glen Lake School Nurse

603-660-5952

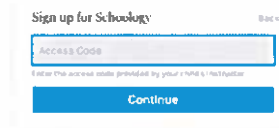
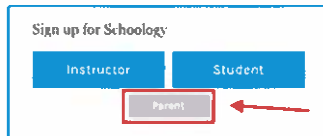
[olivia.winkfield@sau19.org](mailto:olivia.winkfield@sau19.org)

## Creating Your Schoolology Parent Account

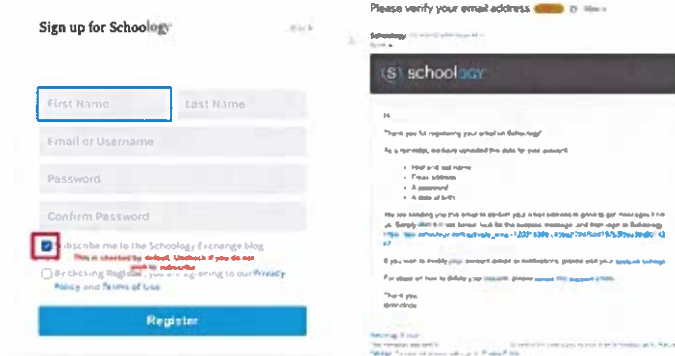
1. Open an internet browser and go to [www.schoolology.com](http://www.schoolology.com) (accounts need to be created on the website, prior to using the Schoolology app).



2. In the top right, click on 'Register'.
3. Choose 'Parent'. Enter the Access Code you were provided and click 'Continue'.

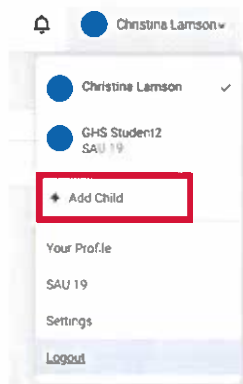


4. You will be prompted to create an account. Please make sure to sign up using your name and not your child's name. After entering your information, click 'Register'. You will receive a verification email to activate your account. Check the email address used when registering for the confirmation email. Simply click the link in the email to verify the account and you will now be ready to log into your Schoolology parent account.



To add another child to your Schoolology parent account, please log into your parent account and then follow these instructions:

1. Click on your name in the upper right-hand corner.
2. Click 'Add Child' from the drop-down menu.



3. Enter that child's parent access code and click 'Use Code'.



The child has now been added to your account.

4. Repeat these steps for any additional children you need to add to your account.



How can we help you? Search for an answer or a topic...

- SAU19 Kno...
- Schoology...
- Parent/Stude...
- Accounts ...
- Locating Your Schoology ...

# Locating Your Schoology Parent Access Codes

In order to view your child's Course materials, assignment grade details, or other important information in Schoology, you will first need to link your child to your parent account. Every student has their own unique parent access code and parents can link multiple children to their accounts. To locate your parent access code, please follow these instructions:

1. Log into your PowerSchool account on a web browser via <https://sms.sau19.org> (Parent Access codes CANNOT be accessed via the PowerSchool App).
2. On the landing page you will see the first names of your children on the blue navigation bar.
3. Click on the name of your child to view their parent access code.

## Grades and Attendance: Student last name, first name

**New Hampshire State Assessment System (SAS) Student Access Code -** SAS Access Code appears here

[Family Portal](#) - Spring Grades 3-8,11 State testing results.

**Schoology Parent Access Code -** **XXXX-XXXX-XXXX**

[Schoology](#) - Login or Register

Schoology Access Code Appears here

Grades and Attendance

4. Click on the name of another child to get their unique parent access code and repeat for each of your children.

5. Follow the instructions to set up your parent Schoology account, and link your children to your account: [SAU19 Knowledge Base - Parent Accounts - Creating Your Schoology Parent Account](#).

\*If you already set up your parent account, but need to link another child, skip to the steps in the link above on outlining how to add another child.

# Accessing Your Schoology Parent Account

For information on accessing your parent account on an internet browser, please click this link:

[SAU19 Knowledge Base - Parent Accounts - Accessing on an Internet Browser](#)

For information on accessing your parent account on the Schoology App, please click this link:

[SAU19 Knowledge Base - Parent Accounts - Utilizing the Schoology Mobile App](#)

Published 09/11/2023 3:56 pm

---

© SAU19

ENGLISH (UNITED STATES) ▼

# FREE CLASS



AT

**AGOGGE** WRESTLING  
CLUB




# INTRODUCTION TO **WRESTLING**

**WED, NOV 8TH**  
**5 - 6PM**

**CLASS**

**COME TRY A FREE CLASS**



- **ALL BEGINNERS CLASS**
- **CO-ED**
- **ALL AGES**

**CAN'T MAKE NOV 8TH?  
WANT TO START SOONER?  
NO PROBLEM...SIGN UP FOR A  
FREE TRIAL CLASS ANYTIME!**

**REGISTER NOW TO  
RESERVE A SPOT!**

**[AGOGGEWRESTLINGCLUB.COM](http://AGOGGEWRESTLINGCLUB.COM)**

**AGOGGE WRESTLING CLUB**  
11 Lance Ln, Unit 12  
Goffstown, NH 03045

**QUESTIONS? EMAIL US...  
[INFO@AGOGGEWRESTLINGCLUB.COM](mailto:INFO@AGOGGEWRESTLINGCLUB.COM)**